

COURSE SYLLABUS						
Course Title	Course Code	Semester	Course Hour/Week		Credit	ECTS
Glass Blowing Workshop	PLAS 461		Theory 0	Practice 6	3	5
Course Type	Compulsory Courses	Department Elective	Faculty Elective	University Elective	CoHE (YÖK) Compulsory	Other
		x				
Level of Course	Associate Degree (Short Cycle)		Undergraduate (First Cycle)		Graduate / Doctoral (Second / Third Cycle)	
			x			

Language of Instruction	English
--------------------------------	---------

Course Instructor(s)	Asst.Prof.Dr. Emre ÇELİKKOL	E-mail : emre.celikkol@arucad.edu.tr Office : Workshop Building	
Course Objectives	<ul style="list-style-type: none"> In this course, it is aimed to learn basic hot glass forming methods and make practice. Developing hand and eye coordination in the hotshop whilst working with hot glass and applying the techniques taught in the course by producing glass pieces according the learnt techniques 		
Course Learning Outcomes	Students will able to:	Teaching Mehods	Evaluation Methods
	Explain the fundamental principles, tools, materials, and safety procedures of hot glass forming techniques.	Lectures, workshop orientation, demonstrations, safety instruction	Mid-term and Final Project Evaluation
	Identify and describe different hot glass	Visual presentations, demonstrations,	Mid-term and Final Project Evaluation

	forming methods used in glassblowing practices.	technical discussions	
	Develop hand–eye coordination and tool control required for glassblowing processes. Produce basic blown glass forms using fundamental hot glass techniques.	Guided workshop practice, repetitive technical exercises, instructor demonstrations Hands-on studio practice, demonstration	Mid-term and Final Project Evaluation
	Apply hot glass forming methods including gathering, blowing, shaping, and transferring processes.	Technical demonstrations, supervised workshop production, process-based exercises	Mid-term and Final Project Evaluation
	Analyze the behavior of molten glass in relation to heat, gravity, movement, and timing during forming processes. Evaluate technical quality, structural balance, and craftsmanship in hot glass works.	Experimental exercises, observation studies Group critiques, peer review sessions, instructor feedback	Mid-term and Final Project Evaluation
	Develop and produce original hot glass forms by integrating learned techniques with personal design approaches. Demonstrate increasing mastery and confidence in hot glass forming processes through sustained studio practice.	Independent studio production, project-based learning, mentoring Repetitive workshop practice, advanced demonstrations, independent experimentation	Mid-term and Final Project Evaluation
Course Content	In this course, it is intended for the students to create objects by using the mentioned artistic hot glass forming techniques, theoretically and practically, and to finalize and exhibit their finished works in a professional approach.		

COURSE OUTLINE/SCHEDULE			
Week	Topic	Implementation (theory/practice)	Required Reading, Preliminary preparation
1	<ul style="list-style-type: none"> • Introduction of the workshop, safety rules and hot shop equipments and tools • Introduction to glass material, furnace systems, pipes, punties, marvers, and basic tool handling 	Theory / Practice	Schmid, Edward T, "Beginning Glassblowing", Glass Mountain Press, c1998 TP859 .S3143 1998
2	<ul style="list-style-type: none"> • Demonstration of how to gather glass from the furnace with the help of pipes • First gathering exercises from the furnace • Heat control and rotation exercises 	Theory / Practice	Schmid, Edward T, "Beginning Glassblowing", Glass Mountain Press, c1998 TP859 .S3143 1998
3	<ul style="list-style-type: none"> • Continuation of the gathering exercises, heat control and rotaion exercises • Basic shaping techniques: marvering, blocking, centering, and creating solid forms 	Theory / Practice	Schmid, Edward T, "Beginning Glassblowing", Glass Mountain Press, c1998 TP859 .S3143 1998
4	<ul style="list-style-type: none"> • Continuation of the previous week • Introduction to blowing techniques • Producing simple bubble forms 	Practice	Dodsworth, Roger," Glass and glassmaking", Shire Publications, c1982, TP857.D63 1982
5	<ul style="list-style-type: none"> • Continuing of simple bubble form production • Producing basic open forms (cups, bowls etc) 	Practice	Dodsworth, Roger," Glass and glassmaking", Shire Publications, c1982, TP857.D63 1982

6	<ul style="list-style-type: none"> • Midterm preparation • Repetition of basic processes and technical exercises 	Practice	Schmid, Edward T, "Beginning Glassblowing", Glass Mountain Press, c1998 TP859 .S3143 1998
7	<ul style="list-style-type: none"> • Repetition of basic processes and technical exercises (gathering glass, simple bubbles, simple open forms etc) <p>MIDTERM</p>	Practice	<p>Schmid, Edward T, "Beginning Glassblowing", Glass Mountain Press, c1998 TP859 .S3143 1998</p> <p>Project Submission (Submission of the finished works and project reports)</p>
8	<ul style="list-style-type: none"> • Introduction to transferring techniques (pipe to punty) • Opening and shaping forms 	Theory / Practice	Schmid, Edward T, "Advanced glassworking techniques", Glass Mountain Press, c1998 TP859. S314 1997
9	<ul style="list-style-type: none"> • Continuation of the previous week • Introduction to simple decoration techniques (trailing, colour application, cutting etc) 	Theory / Practice	Schmid, Edward T, "Advanced glassworking techniques", Glass Mountain Press, c1998 TP859. S314 1997
10	<ul style="list-style-type: none"> • Continuation of the previous week • Creating symmetrical vessel forms • Neck and body shaping 	Theory / Practice	Schmid, Edward T, "Advanced glassworking techniques", Glass Mountain Press, c1998 TP859. S314 1997
11	<ul style="list-style-type: none"> • Continuation of the previous week 	Practice	Dodsworth, Roger," Glass and glassmaking", Shire Publications, c1982, TP857.D63 1982

12	<ul style="list-style-type: none"> Continuation of the previous week Combining shaping and decorative methods in one form 	Practice	Schmid, Edward T, “Advanced glassworking techniques”, Glass Mountain Press, c1998 TP859. S314 1997
13	<ul style="list-style-type: none"> Continuation of the previous week Combining shaping and decorative methods in one form 	Practice	Dodsworth, Roger,” Glass and glassmaking”, Shire Publications, c1982, TP857.D63 1982
14	<ul style="list-style-type: none"> Independent studio exercises Beginning personal design-based forms Repetition of basic processes and technical exercises (gathering glass, simple bubbles, simple open forms etc) Final preparation 	Practice	Schmid, Edward T, “Advanced glassworking techniques”, Glass Mountain Press, c1998 TP859. S314 1997
15	FINAL		Project Submission (Submission of the finished works and project reports)

Required Course Material(s) / Reading(s)/ Text Book(s)	For glass blowing technique; Safety glasses, apron, oversleeve, extra clothes, towel <ul style="list-style-type: none"> • Schmid, Edward T, “Advanced glassworking techniques”, Glass Mountain Press, c1998 TP859. S314 1997 • Dodsworth, Roger,” Glass and glassmaking”, Shire Publications, c1982, TP857.D63 1982
Recommended Course Material(s)/ Reading(s) /Other	Recommended for Glass Blowing, <ul style="list-style-type: none"> • Giberson, Dudley F.; A Glassblower's companion • Ciezki, Steven; Life on the rails: Intermediate Glassblowing Techniques • Kramer, Anne; Learn How to Blow Glass: Glass Blowing Techniques, Step by Step Instructions, Necessary Tools and Equipment

ASSESSMENT		
Learning Activities	NUMBER	WEIGHT in %
Mid-Term	1	40
Quiz		
Assignment		
Project		
Field Study		
Presentation / Seminar		
Studio Practice		
Other (class participation)		
Contribution of Final Examination/Final Project/ Dissertation to the Final Grade	1	60
TOTAL		100

CONTRIBUTION OF COURSE LEARNING OUTCOMES TO PROGRAMME LEARNING OUTCOMES						
No	PROGRAMME LEARNING OUTCOMES	Level of Contribution (1- lowest/ 5-highest)				
		1	2	3	4	5
1	Explains the fundamental knowledge of art history, art theory, and the historical development of art, and interprets artworks within cultural, social, and theoretical contexts.					
2	Applies the basic elements and principles of art and design, considering color theory and color relationships in two- and three-dimensional visual compositions.					
3	Represents objects, figures, and space through drawing in accordance with the principles of proportion, perspective, and light–shadow.					
4	Uses different materials, techniques and studio methods in accordance with occupational health and safety rules and sustainable production approaches, and produces original artistic works.					
5	Analyzes works of art through a critical perspective within aesthetic, cultural, social and ethical contexts and evaluates them in relation to contemporary art discussions.					
6	Conducts research in artistic production processes and integrates conceptual thinking into creative practice.					
7	Develops both independent and collaborative art projects and gains the ability to plan, implement, and evaluate artistic production processes.					
8	Communicates artistic works effectively using written, oral, and visual presentation methods.					
9	Uses digital tools, contemporary technologies, and new media opportunities in artistic production processes.					
10	Develops interdisciplinary approaches in art production and establishes relationships with different artistic fields.					
11	Prepares a portfolio as part of professional development, gains awareness of the professional functioning of the art world and copyright issues, and follows current developments in the field.					
12	Designs, produces, and presents an independent graduation project, demonstrating artistic practice in a comprehensive manner.					




ECTS / STUDENT WORKLOAD				
ACTIVITIES	NUMBER	UNIT	HOUR	TOTAL (WORKLOAD)
Course Teaching Hour (X weeks * total course hours)	14		6	84
Preliminary Preparation and self- study	14		2	28
Mid-Term	1		6	6
Quiz	-		-	-
Assignment	-		-	-
Project	-		-	-
Field Study	-		-	-
Presentation / Seminar	1		1	1
Studio Practice	-		-	-
Final Examination/ Final Project/ Dissertation	1		6	6
Other	-		-	-
TOTAL WORKLOAD				125
TOTAL WORKLOAD / 25				5
ECTS				5

ETHICAL RULES WITH REGARD TO THE COURSE
--

Plagiarism Disclaimer

Detected and undetected plagiarism is a serious offence at any time and it could have devastating effects on your degree result and future professional lives.

Plagiarism is easy to avoid if you make sure to identify and acknowledge your sources thoroughly and do not copy directly from visual examples, designs, or notes that have in turn been taken word for word from your sources.

	SDG 1: No Poverty	
	SDG 2: Zero Hunger	
	SDG 3: Good Health and Well-Being	
	SDG 4: Quality Education	√
	SDG 5: Gender Equality	√
	SDG 6: Clean Water and Sanitation	
	SDG 7: Affordable and Clean Energy	
	SDG 8: Decent Work and Economic Growth	
	SDG 9: Industry, Innovation and Infrastructure	
	SDG 10: Reduced Inequalities	
	SDG 11: Sustainable Cities and Communities	√
	SDG 12: Responsible Consumption and Production	√
	SDG 13: Climate Action	
	SDG 14: Life Below Water	
	SDG 15: Life on Land	
	SDG 16: Peace, Justice and Strong Institutions	
	SDG 17: Partnership for the Goals	√

ASSESSMENT DETAILS AND EVALUATION CRITERIA:

Final Grades will be determined according to the Course Learning Activities, Midterm and Final Examination Details as below, and comply by the Education and Examination Regulation set forth by the University.

Mandatory attendance rate:

The attendance requirement for all our courses is 70% regardless of health reports. Reports will only be valid in case of not being able to attend the exams. Students who cannot take the exam due to health reasons must submit a report to the faculty secretary within three working days following the exam. Therefore, students who miss 30% or more of the class will automatically fail the class.

PREPARED BY	Asst.Prof.Dr. Emre ÇELİKKOL
UPDATED	by Asst. Prof. Dr. Emre ÇELİKKOL on 17.4.2026
APPROVED	Approved by the department board on 28.04.2026