

COURSE SYLLABUS						
Course Title	Course Code	Semester	Course Hour/Week		Credit	ECTS
Ceramic Workshop	PLAS221	3	Theory 2	Practice 2	3	5
Course Type	Compulsory Courses	Department Elective	Faculty Elective	University Elective	CoHE (YÖK) Compulsory	Other
		x				
Level of Course	Associate Degree (Short Cycle)		Undergraduate (First Cycle)		Graduate / Doctoral (Second / Third Cycle)	
			x			

<b>Language of Instruction</b>	English
--------------------------------	---------

<b>Course Instructor(s)</b>	Lec. Mümine Özdemirağ Yağlı	E-mail: mumine.ozdemirag@arucad.edu.tr Office : IRIS ext. 1026
<b>Course Objectives</b>	In this course, ceramic material is explained and basic clay shaping methods are taught. The student will produce ceramic design taking into account the technical properties of the material.	

Course Learning Outcomes	Students will able to:	Teaching Methods	Evaluation Methods
	Identify and describe ceramic shaping techniques (pinch, coil, slab, kneading).	Lectures & visual demonstrations  Instructor-led demonstrations of forming techniques	In-class identification exercise

	Reading/handouts on ceramic basics	
Apply fundamental ceramic methods to create functional and free forms.	<p>Studio practice sessions</p> <p>Step-by-step guided shaping exercises</p> <p>Hands-on practice: pinch pots, coil forms, slab-built structures</p>	Graded technical exercises (pinch, coil, slab projects)
Analyze the shaping process and relationship between form, function, and composition.	<p>Group critique discussions</p> <p>Instructor feedback during work-in-progress</p> <p>Comparative analysis of sample works</p>	<p>Process analysis report</p> <p>Participation in critiques</p>
Create original ceramic works using composition principles (line, balance, proportion, rhythm).	<p>Project-based learning</p> <p>Sketching &amp; design planning sessions</p> <p>Integration of Basic Art Education principles into surface decoration</p> <p>Individual project mentoring</p>	<p>Final project evaluation (innovation, technique, design coherence)</p> <p>Sketchbook/visual research portfolio</p> <p>Surface application</p>
Evaluate their own and peers' ceramic works for technique and aesthetic clarity.	<p>Critique sessions (peer + instructor)</p> <p>Reflection exercises on process and results</p> <p>Demonstration of common mistakes and solutions</p>	Rubric assessment of final piece

<b>Course Content</b>	<p>Students are taught basic shaping methods and functional and free forms are created within the scope of the composition rules discussed in the Basic Art Education course. In the process of creating these forms, the student; While gaining general information about ceramic art, they will learn techniques such as the preparation of clay used in shaping ceramic forms by kneading for shaping, shaping with pinch method, shaping with sausage method and shaping with slab method. In addition, he will complete the superficial applications of the learned shaping techniques with the principles he learned in the Basic Art Education course.</p>

<b>COURSE OUTLINE/SCHEDULE</b>			
<b>Week</b>	<b>Topic</b>	<b>Implementation (theory/practice)</b>	<b>Required Reading, Preliminary preparation</b>
1	<ul style="list-style-type: none"> <li>• definition,</li> <li>• history,</li> <li>• types of clay,</li> <li>• wedging of clay,</li> <li>• ceramic allergens,</li> <li>• homework</li> </ul>	Theory & practice	<p>-Peterson, Susan and Jan(2009)<i>Working With Clay</i>, library LOC classification: NK3780 .P48 2009</p> <p>-Gill Andrea(2017),<i>Mastering hand building : techniques, tips, and tricks for slabs, coils, and more</i>, Sunshine Cobb, Minneapolis, MN, Voyageur Press, library LOC classification: TT920 .C6262017</p> <p>- Taylor,Jo(2021),<i>Handbuilt Ceramics</i>, Ramsbury:The Crowood Press, library LOC classification: TT920 .T39 2021</p>
2	<ul style="list-style-type: none"> <li>• Hand building methods I</li> <li>• pinching method</li> <li>• coil method</li> </ul>	Theory & practice	<p>-Peterson, Susan and Jan(2009)<i>Working With Clay</i>, library LOC classification: NK3780 .P48 2009</p> <p>-Gill Andrea(2017),<i>Mastering hand building : techniques, tips, and tricks for slabs, coils, and more</i>, Sunshine Cobb, Minneapolis, MN, Voyageur Press, library LOC classification: TT920 .C6262017</p>

			- Taylor,Jo(2021), <i>Handbuilt Ceramics</i> , Ramsbury:The Crowood Press, library LOC classification: TT920 .T39 2021
3	<ul style="list-style-type: none"> <li>• coil method</li> <li>• Shaping with coil</li> <li>• replica shaping with coil</li> </ul>	Theory & practice	<p>-Peterson, Susan and Jan(2009)<i>Working With Clay</i>, library LOC classification: NK3780 .P48 2009</p> <p>-Gill Andrea(2017),<i>Mastering hand building : techniques, tips, and tricks for slabs, coils, and more</i>, Sunshine Cobb, Minneapolis, MN, Voyageur Press, library LOC classification: TT920 .C6262017</p> <p>- Taylor,Jo(2021),<i>Handbuilt Ceramics</i>, Ramsbury:The Crowood Press, library LOC classification: TT920 .T39 2021</p>
4	<ul style="list-style-type: none"> <li>• replica shaping with coil,</li> <li>• simple decor techniques</li> <li>• carving and engoben</li> </ul>	Theory & practice	<p>-Peterson, Susan and Jan(2009)<i>Working With Clay</i>, library LOC classification: NK3780 .P48 2009</p> <p>-Gill Andrea(2017),<i>Mastering hand building : techniques, tips, and tricks for slabs, coils, and more</i>, Sunshine Cobb, Minneapolis, MN, Voyageur Press, library LOC classification: TT920 .C6262017</p> <p>- Taylor,Jo(2021),<i>Handbuilt Ceramics</i>, Ramsbury:The Crowood Press, library LOC classification: TT920 .T39 2021</p>
5	<ul style="list-style-type: none"> <li>• replica shaping with coil,</li> <li>• decor application</li> <li>• the importance of drying</li> <li>• drying methods</li> </ul>	Theory & practice	<p>-Peterson, Susan and Jan(2009)<i>Working With Clay</i>, library LOC classification: NK3780 .P48 2009</p> <p>-Gill Andrea(2017),<i>Mastering hand building : techniques, tips, and tricks for slabs, coils, and more</i>, Sunshine Cobb, Minneapolis, MN, Voyageur Press, library LOC classification: TT920 .C6262017</p> <p>- Taylor,Jo(2021),<i>Handbuilt Ceramics</i>, Ramsbury:The Crowood Press, library LOC classification: TT920 .T39 2021</p>

6	<ul style="list-style-type: none"> <li>firing methods</li> <li>Considerations in firing</li> <li>Finishing</li> <li>Reporting</li> </ul>	Theory & practice	<p>-Peterson, Susan and Jan(2009)<i>Working With Clay</i>, library LOC classification: NK3780 .P48 2009</p> <p>-Gill Andrea(2017),<i>Mastering hand building : techniques, tips, and tricks for slabs, coils, and more</i>, Sunshine Cobb, Minneapolis, MN, Voyageur Press, library LOC classification: TT920 .C6262017</p> <p>- Taylor,Jo(2021),<i>Handbuilt Ceramics</i>, Ramsbury:The Crowood Press, library LOC classification: TT920 .T39 2021</p>
7	<ul style="list-style-type: none"> <li>Finishing</li> <li>Reporting</li> </ul> <p><b>MIDTERM WEEK</b></p>	Theory & practice	<p>-Peterson, Susan and Jan(2009)<i>Working With Clay</i>, library LOC classification: NK3780 .P48 2009</p> <p>-Gill Andrea(2017),<i>Mastering hand building : techniques, tips, and tricks for slabs, coils, and more</i>, Sunshine Cobb, Minneapolis, MN, Voyageur Press, library LOC classification: TT920 .C6262017</p> <p>- Taylor,Jo(2021),<i>Handbuilt Ceramics</i>, Ramsbury:The Crowood Press, library LOC classification: TT920 .T39 2021</p>
8	<ul style="list-style-type: none"> <li>Other hand building methods Slap building, etc.</li> <li>simple decor techniques:</li> <li>carving, engrave, sgraffito,etc</li> <li>Homework</li> </ul>	Theory & practice	<p>-Peterson, Susan and Jan(2009)<i>Working With Clay</i>, library LOC classification: NK3780 .P48 2009</p> <p>-Gill Andrea(2017),<i>Mastering hand building : techniques, tips, and tricks for slabs, coils, and more</i>, Sunshine Cobb, Minneapolis, MN, Voyageur Press, library LOC classification: TT920 .C6262017</p> <p>- Taylor,Jo(2021),<i>Handbuilt Ceramics</i>, Ramsbury:The Crowood Press, library LOC classification: TT920 .T39 2021</p>
9	<ul style="list-style-type: none"> <li>production of designs,</li> <li>design principles,</li> <li>usable and unusable three-dimensional design</li> <li>evaluation of designs</li> </ul>	Theory & practice	<p>-Peterson, Susan and Jan(2009)<i>Working With Clay</i>, library LOC classification: NK3780 .P48 2009</p> <p>-Gill Andrea(2017),<i>Mastering hand building : techniques, tips, and tricks for slabs, coils, and more</i>, Sunshine Cobb, Minneapolis, MN, Voyageur Press, library LOC classification: TT920 .C6262017</p>

			- Taylor,Jo(2021), <i>Handbuilt Ceramics</i> , Ramsbury:The Crowood Press, library LOC classification: TT920 .T39 2021
10	<ul style="list-style-type: none"> <li>evaluation of designs</li> <li>implementation, production of approved designs with slab hand building techniques</li> </ul>	Theory & practice	-Peterson, Susan and Jan(2009) <i>Working With Clay</i> , library LOC classification: NK3780 .P48 2009  -Gill Andrea(2017), <i>Mastering hand building : techniques, tips, and tricks for slabs, coils, and more</i> , Sunshine Cobb, Minneapolis, MN, Voyageur Press, library LOC classification: TT920 .C6262017  - Taylor,Jo(2021), <i>Handbuilt Ceramics</i> , Ramsbury:The Crowood Press, library LOC classification: TT920 .T39 2021
11	implementation, production of approved designs with slab hand building techniques	Theory & practice	-Peterson, Susan and Jan(2009) <i>Working With Clay</i> , library LOC classification: NK3780 .P48 2009  -Gill Andrea(2017), <i>Mastering hand building : techniques, tips, and tricks for slabs, coils, and more</i> , Sunshine Cobb, Minneapolis, MN, Voyageur Press, library LOC classification: TT920 .C6262017  - Taylor,Jo(2021), <i>Handbuilt Ceramics</i> , Ramsbury:The Crowood Press, library LOC classification: TT920 .T39 2021
12	<ul style="list-style-type: none"> <li>simple glazing methods and their application</li> </ul>	Theory & practice	-Peterson, Susan and Jan(2009) <i>Working With Clay</i> , library LOC classification: NK3780 .P48 2009  -Gill Andrea(2017), <i>Mastering hand building : techniques, tips, and tricks for slabs, coils, and more</i> , Sunshine Cobb, Minneapolis, MN, Voyageur Press, library LOC classification: TT920 .C6262017  - Taylor,Jo(2021), <i>Handbuilt Ceramics</i> , Ramsbury:The Crowood Press, library LOC classification: TT920 .T39 2021
13	<ul style="list-style-type: none"> <li>Glazing and firing</li> </ul>	Theory & practice	-Peterson, Susan and Jan(2009) <i>Working With Clay</i> , library LOC classification: NK3780 .P48 2009

			<p>-Gill Andrea(2017),<i>Mastering hand building : techniques, tips, and tricks for slabs, coils, and more</i>, Sunshine Cobb, Minneapolis, MN, Voyageur Press, library LOC classification: TT920 .C6262017</p> <p>- Taylor,Jo(2021),<i>Handbuilt Ceramics</i>, Ramsbury:The Crowood Press, library LOC classification: TT920 .T39 2021</p>
14	<ul style="list-style-type: none"> <li>• preparation for exhibition</li> <li>• reporting</li> </ul>	Theory & practice	<p>-Peterson, Susan and Jan(2009)<i>Working With Clay</i>, library LOC classification: NK3780 .P48 2009</p> <p>-Gill Andrea(2017),<i>Mastering hand building : techniques, tips, and tricks for slabs, coils, and more</i>, Sunshine Cobb, Minneapolis, MN, Voyageur Press, library LOC classification: TT920 .C6262017</p> <p>- Taylor,Jo(2021),<i>Handbuilt Ceramics</i>, Ramsbury:The Crowood Press, library LOC classification: TT1920 .T39 2021</p>
15	<ul style="list-style-type: none"> <li>• Assembly of the works</li> <li>• Finishing</li> <li>• Ready for exhibition</li> </ul>	Theory & practice	<p>Peterson, Susan and Jan(2009)<i>Working With Clay</i>, library LOC classification: NK3780 .P48 2009</p> <p>-Gill Andrea(2017),<i>Mastering hand building : techniques, tips, and tricks for slabs, coils, and more</i>, Sunshine Cobb, Minneapolis, MN, Voyageur Press, library LOC classification: TT920 .C6262017</p> <p>- Taylor,Jo(2021),<i>Handbuilt Ceramics</i>, Ramsbury:The Crowood Press, library LOC classification: TT920 .T39 2021</p>
16	<b>FINAL WEEK</b>		

<p><b>Required Course Material(s) / Reading(s)/ Text Book(s)</b></p>	<p>Drawing Pencils (Black),unlined notebook ,eraser, ruler, plastic bowl,sponge,pottery tools,sandpaper,brush, etc.</p> <ul style="list-style-type: none"> <li>• Peterson, Susan and Jan(2009)<i>Working With Clay</i>, library LOC classification: NK3780 .P48 2009</li> <li>• Gill Andrea(2017),<i>Mastering hand building : techniques, tips, and tricks for slabs, coils, and more</i>, Sunshine Cobb, Minneapolis, MN, Voyageur Press, library LOC classification: TT920 .C6262017</li> <li>• Taylor,Jo(2021),<i>Handbuilt Ceramics</i>, Ramsbury:The Crowood Press, library LOC classification: TT920 .T39 2021</li> </ul>
--	--

<p><b>Recommended Course Material(s)/ Reading(s) /Other</b></p>	<ul style="list-style-type: none"> <li>• Cooper, Emmanuel(2009),<i>Contemporary Ceramics</i>, Thames &amp; Hudson, London, library LOC classification: REF NK3930 .C665 2009</li> <li>• Lauson, Cliff (2022),<i>Strange clay: ceramics in contemporary art</i> , Hatje Cantz ; Hayward Gallery Publishing,Hatje Cantz, Hayward Gallery Publishing. London library LOC classification: NK3940 .L38 2022</li> <li>• Vannier, C.,Clarke, M.(2020), <i>Contemporary Ceramic Art</i>, Thames &amp; Hudson,London. library LOC classification: NK3940.C66 V36 2020</li> <li>• <a href="https://www.contemporaryartissue.com/career-tools-for-artists/">https://www.contemporaryartissue.com/career-tools-for-artists/</a></li> <li>• <a href="https://www.ceramicsnow.org/">https://www.ceramicsnow.org/</a></li> <li>• <a href="https://ceramicartsnetwork.org/">https://ceramicartsnetwork.org/</a></li> </ul>
---	--

ASSESSMENT		
Learning Activities	NUMBER	WEIGHT in %
Mid-Term	1	40
Quiz	-	-
Assignment	-	-
Project	-	-
Field Study	-	-
Presentation / Seminar	-	-
Studio Practice	-	-
Other (class participation)	-	-
<b>Contribution of Final Examination/Final Project/ Dissertation to the Final Grade</b>	1	60
<b>TOTAL</b>		100

CONTRIBUTION OF COURSE LEARNING OUTCOMES TO PROGRAMME LEARNING OUTCOMES						
No	PROGRAMME LEARNING OUTCOMES	Level of Contribution (1-lowest/ 5-highest)				
		1	2	3	4	5
1	Explains the fundamental knowledge of art history, art theory, and the historical development of art, and interprets artworks within cultural, social, and theoretical contexts.					
2	Applies the basic elements and principles of art and design, considering color theory and color relationships in two- and three-dimensional visual compositions.					
3	Represents objects, figures, and space through drawing in accordance with the principles of proportion, perspective, and light–shadow					
4	Uses different materials, techniques and studio methods in accordance with occupational health and safety rules and sustainable production approaches, and produces original artistic works.					
5	Analyzes works of art through a critical perspective within aesthetic, cultural, social and ethical contexts and evaluates them in relation to contemporary art discussions.					
6	Conducts research in artistic production processes and integrates conceptual thinking into creative practice.					
7	Develops both independent and collaborative art projects and gains the ability to plan, implement, and evaluate artistic production processes.					
8	Communicates artistic works effectively using written, oral, and visual presentation methods.					
9	Uses digital tools, contemporary technologies, and new media opportunities in artistic production processes.					
10	Develops interdisciplinary approaches in art production and establishes relationships with different artistic fields.					
11	Prepares a portfolio as part of professional development, gains awareness of the professional functioning of the art world and copyright issues, and follows current developments in the field					

12	Designs, produces, and presents an independent graduation project, demonstrating artistic practice in a comprehensive manner.				
----	---	--	--	--	--


















ECTS / STUDENT WORKLOAD				
ACTIVITIES	NUMBER	UNIT	HOUR	TOTAL (WORKLOAD)
Course Teaching Hour (X weeks * total course hours)	15		4	60
Preliminary Preparation and self- study	15		3	45
Mid-Term	1		10	10
Quiz	-		-	-
Assignment	-		-	-
Project	-		-	-
Field Study	-		-	-
Presentation / Seminar	-		-	-
Studio Practice	-		-	-
Final Examination/ Final Project/ Dissertation	1		10	10
Other	-		-	-
<b>TOTAL WORKLOAD</b>				125
<b>TOTAL WORKLOAD / 25</b>				5
<b>ECTS</b>				5

<b>ETHICAL RULES WITH REGARD TO THE COURSE</b>
--

### Plagiarism Disclaimer

Detected and undetected plagiarism is a serious offence at any time and it could have devastating effects on your degree result and future professional lives.

Plagiarism is easy to avoid if you make sure to identify and acknowledge your sources thoroughly and do not copy directly from visual examples, designs, or notes that have in turn been taken word for word from your sources.

	SDG 1: No Poverty	
	SDG 2: Zero Hunger	
	SDG 3: Good Health and Well-Being	
	SDG 4: Quality Education	
	SDG 5: Gender Equality	
	SDG 6: Clean Water and Sanitation	
	SDG 7: Affordable and Clean Energy	
	SDG 8: Decent Work and Economic Growth	
	SDG 9: Industry, Innovation and Infrastructure	
	SDG 10: Reduced Inequalities	
	SDG 11: Sustainable Cities and Communities	
	SDG 12: Responsible Consumption and Production	
	SDG 13: Climate Action	
	SDG 14: Life Below Water	
	SDG 15: Life on Land	
	SDG 16: Peace, Justice and Strong Institutions	
	SDG 17: Partnership for the Goals	

**ASSESSMENT DETAILS AND EVALUATION CRITERIA:**

Final Grades will be determined according to the Course Learning Activities and Final Examination/ Project/ Dissertation Assessment Details as below, and comply by the Education and Examination Regulation set forth by the University.

\*Mandatory attendance for all of our courses is 70%, regardless of medical reports. Reports will only be valid if exams cannot be attended. A report must be submitted within three working days to the faculty secretary following an exam by students who are unable to take the exam for health reasons.

<b>PREPARED BY</b>	Mümine Özdemirağ Yağlı
<b>UPDATED</b>	5.4.2026
<b>APPROVED</b>	Approved by the Departmental Board on 28.04.2026